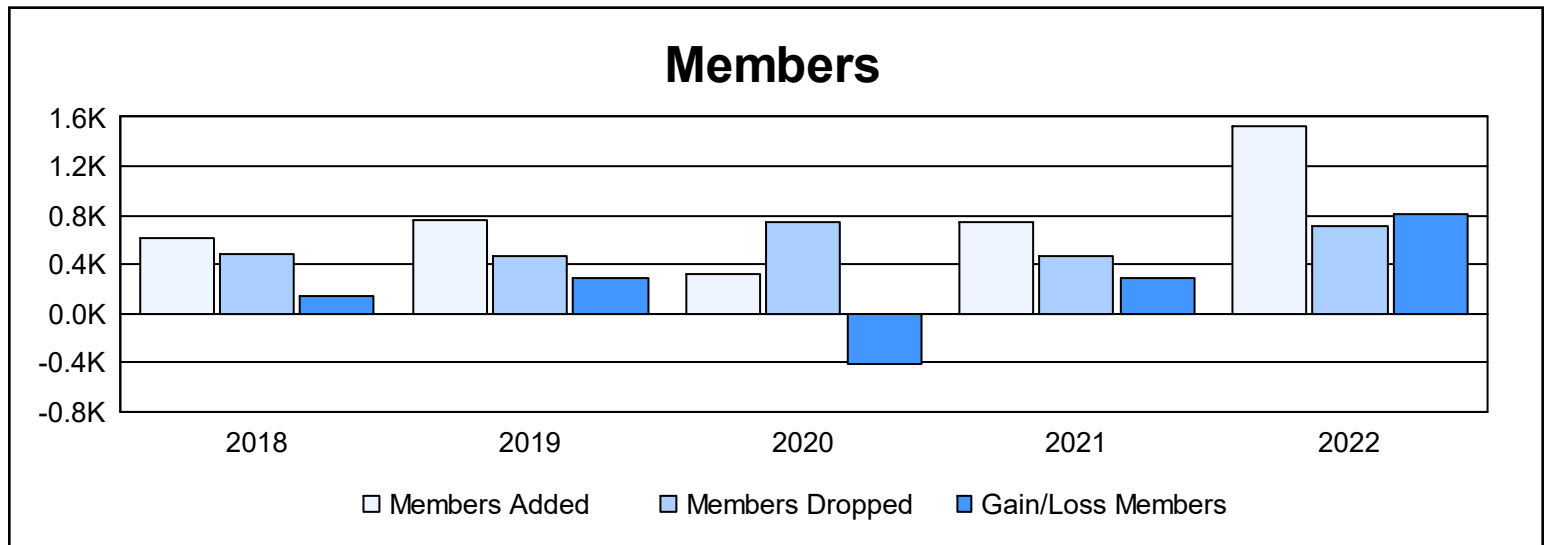
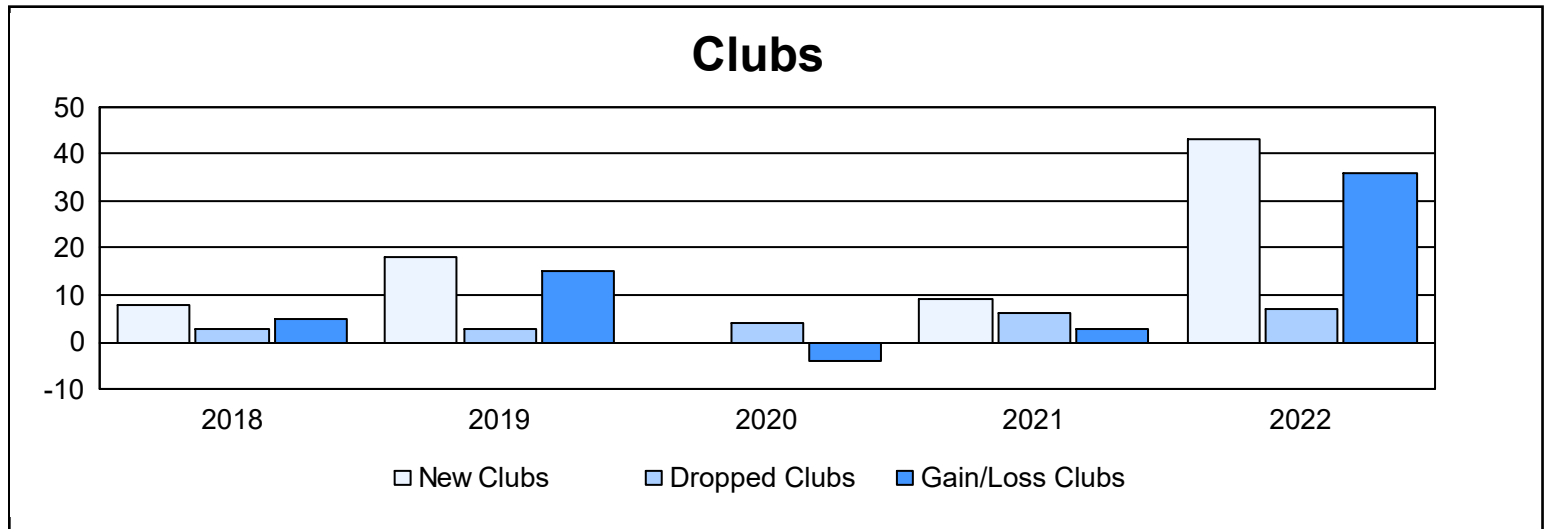
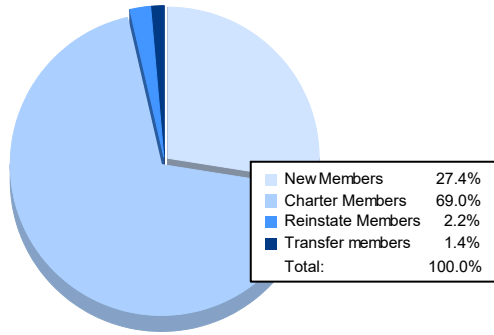


Year	New Clubs	Dropped Clubs	Gain/ Loss Clubs	New Members	Charter Members	Reinstate Members	Transfer Members	Total Member Added	Total Members Dropped	Gain/ Loss Members
2017-2018	8	3	5	401	199	11	8	619	484	135
2018-2019	18	3	15	260	422	67	9	758	465	293
2019-2020	0	4	-4	150	75	51	46	322	741	-419
2020-2021	9	6	3	445	229	55	23	752	469	283
2021-2022	43	7	36	418	1,054	34	21	1,527	717	810
<b>Average</b>	<b>16</b>	<b>5</b>	<b>11</b>	<b>335</b>	<b>396</b>	<b>44</b>	<b>21</b>	<b>796</b>	<b>575</b>	<b>220</b>



### Membership Composition June 2022 Cumulative



### Gender Composition June 2022 Cumulative

